



Triple d.90 chr HP92





Triple ht40 50TR sat HP92

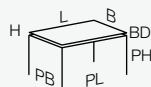




Triple ht45 d.50 sat HP92




## T Triple HPL

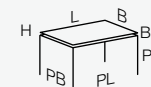
 : HPL  
 : EPOXY / CHR / SAT  
 Ø 30x30 mm  
 HT75





	70	90	100
L x B	diam.70	diam.90	diam.100
H	-	-	-
BD (mm)	24 mm	26 mm	26 mm
PH	-	-	-
PB	-	-	-
PL	-	-	-
 m³	-	0,07	0,09
 kg	-	15,5	-

## T Triple HPL

 : HPL  
 : EPOXY / CHR / SAT  
 Ø 20x20 mm  
 HT40/45



	50TR	50
L x B	triangle 50	diam.50
H	-	-
BD (mm)	18 mm	18 mm
PH	-	-
PB	-	-
PL	-	-
 m³	0,03	0,03
 kg	4,25	4,85